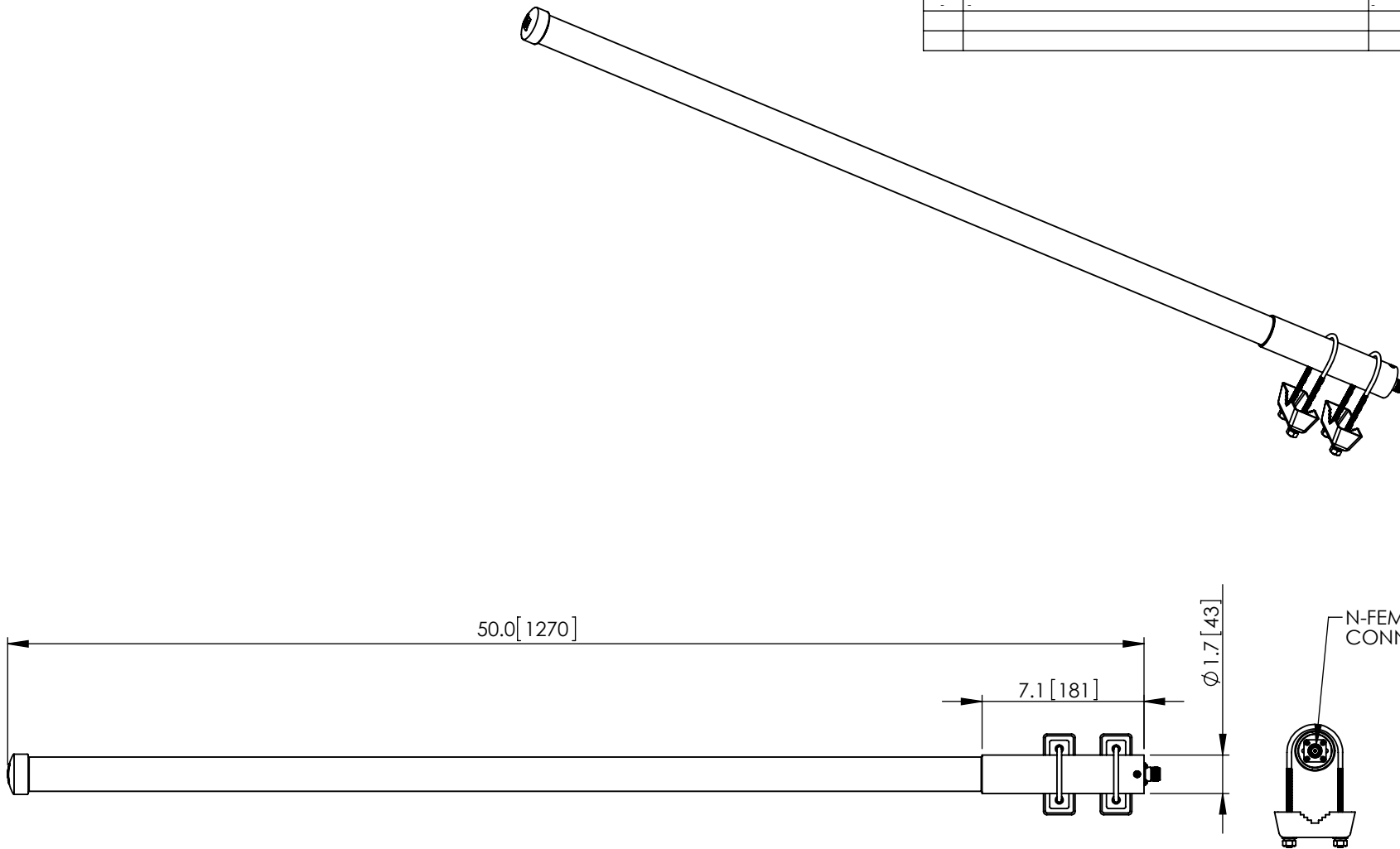


THE INFORMATION CONTAINED IN THIS DRAWING IS THE SOLE  
PROPERTY OF L-COM, INC.. ANY REPRODUCTION IN PART OR WHOLE  
WITHOUT THE WRITTEN PERMISSION OF L-COM, INC. IS PROHIBITED.

REVISIONS			
REV	DESCRIPTION	DATE	APPROVED
A	INITIAL RELEASE	11/30/12	D.GRIFFIN
-	-	-	-


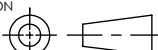


NOTES:

PACKAGING:  
COMPONENT SHALL BE PACKAGED IN ACCORDANCE  
WITH L-COM SPEC PKG-00080.

- ALL DIMENSIONS FOR REFERENCE ONLY -

RoHS Compliant ✓

UNLESS OTHERWISE SPECIFIED, DIMENSIONS ARE IN INCHES [mm]  DIMENSIONAL TOLERANCES:  .X = ±.1 .XX = ±.01 .XXX = ±.005  ANGULAR TOLERANCES:  ALL = ± 1°	APPROVALS	DATE	 45 BEECHWOOD DRIVE NORTH ANDOVER, MA 01845			
	DRAWN BY B.PUCHASKI	11/28/12				
	CHECKED BY P.PESA	11/28/12	CATEGORY  ANTENNA			
	APPROVED BY P.PESA	11/28/12	PRODUCT DESCRIPTION  1.9GHz 11dBi OMNI ANTENNA			
PROJECTION 	COLOR VARIATIONS MAY OCCUR		SIZE <b>A</b>	FSCM NO. <b>43321</b>	DWG. NO. HG1911U-PRO	REV. <b>A</b>
			SCALE: NONE		CAD FILE: HG1911U-PRO.SLDDRW	
			SHEET 1 OF 1			