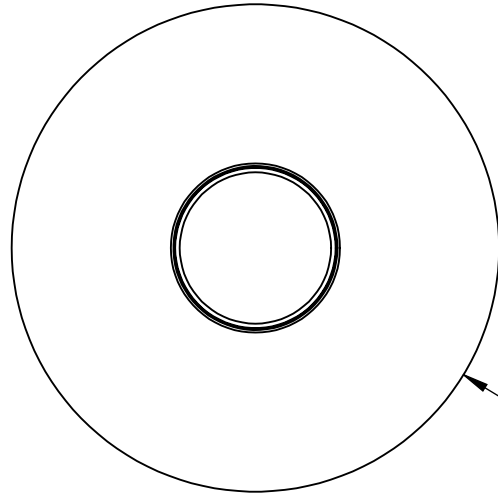
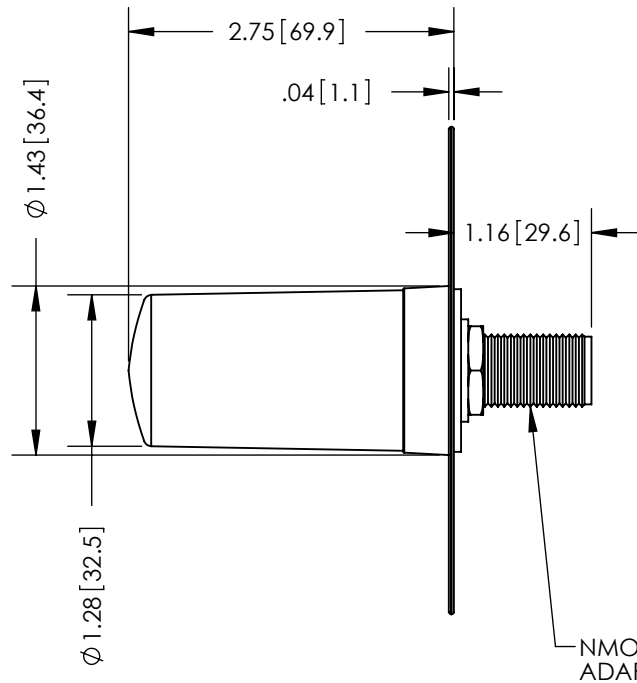
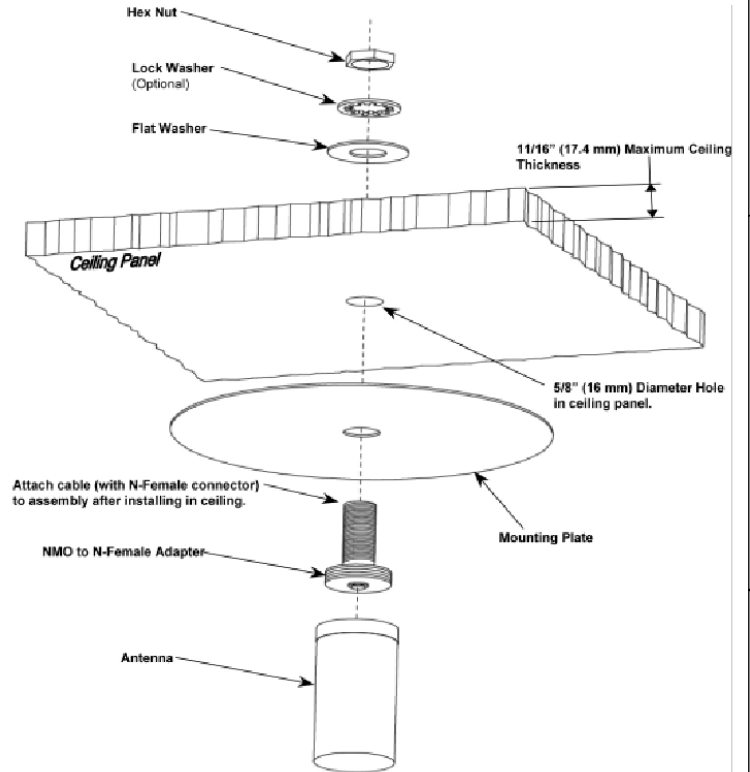



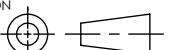
THE INFORMATION CONTAINED IN THIS DRAWING IS THE SOLE PROPERTY OF L-COM, INC. ANY REPRODUCTION IN PART OR WHOLE WITHOUT THE WRITTEN PERMISSION OF L-COM, INC. IS PROHIBITED.

REVISIONS			
REV	DESCRIPTION	DATE	APPROVED
A	Initial Release	05/16/11	B.Puchaski



NMO to N-FEMALE  
ADAPTER

## RoHS Compliant

UNLESS OTHERWISE SPECIFIED, DIMENSIONS ARE IN INCHES [mm]  DIMENSIONAL TOLERANCES: .X = ±.1 .XX = ±.01 .XXX = ±.005  ANGULAR TOLERANCES: ALL = ± 1°	APPROVALS	DATE	 45 BEECHWOOD DRIVE NORTH ANDOVER, MA 01845	
	DRAWN BY B.Puchaski	05/16/11		
	CHECKED BY P.Pesa	05/16/11	CATEGORY ANTENNA	
	APPROVED BY P.Pesa	05/16/11	PRODUCT DESCRIPTION 2.4GHz 3dBi Ceiling Mount Omni Antenna w/NMO to N-Female Adapter	
PROJECTION 	CONFIGURATION DETAILS OF UNDIMENSIONED FEATURES MAY VARY		SIZE <b>A</b>	FSCM NO. <b>43321</b>
COLOR VARIATIONS MAY OCCUR		DWG. NO. HG2403CU		REV. <b>A</b>
SCALE: NONE		CAD FILE: HG2403CU.SLDDRW		SHEET 1 OF 1

NOTE:  
1- EACH UNIT TO BE INDIVIDUALLY PACKAGED PER L-COM SPEC PKG-00012