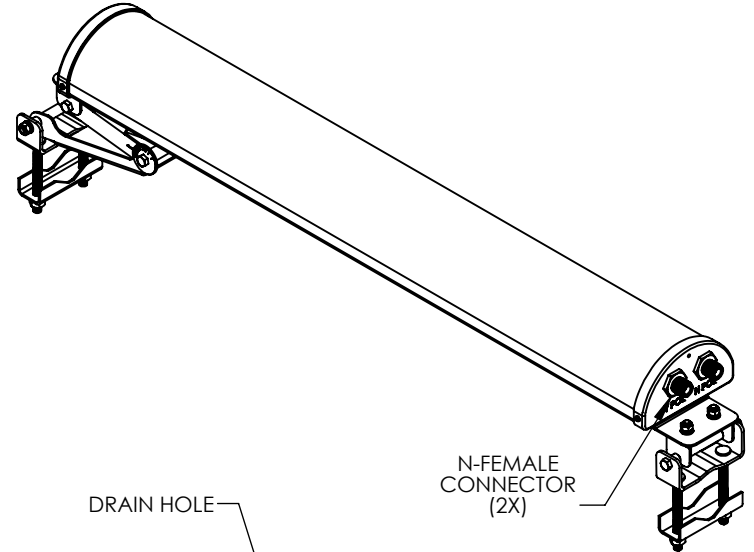




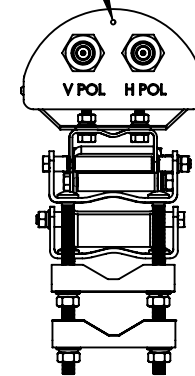
THE INFORMATION CONTAINED IN THIS DRAWING IS THE SOLE PROPERTY OF L-COM, INC. ANY REPRODUCTION IN PART OR WHOLE WITHOUT THE WRITTEN PERMISSION OF L-COM, INC. IS PROHIBITED.

REVISIONS			
REV	DESCRIPTION	DATE	APPROVED
A	INITIAL RELEASE	11/26/12	D.GRIFFIN
-	-	-	-



DRAIN HOLE

N-FEMALE CONNECTOR (2X)



NOTES:  
PACKAGING:  
COMPONENT SHALL BE PACKAGED IN ACCORDANCE WITH L-COM SPEC PKG-00089.

- ALL DIMENSIONS FOR REFERENCE ONLY -

**RoHS Compliant** ✓

UNLESS OTHERWISE SPECIFIED, DIMENSIONS ARE IN INCHES [mm]  DIMENSIONAL TOLERANCES:  .X = ±.1 .XX = ±.01 .XXX = ±.005  ANGULAR TOLERANCES: ALL = ± 1°  PROJECTION 	APPROVALS	DATE	 45 BEECHWOOD DRIVE NORTH ANDOVER, MA 01845	
	DRAWN BY B.PUCHASKI	11/20/12		
	CHECKED BY P.PESA	11/20/12	CATEGORY ANTENNA	
	APPROVED BY P.PESA	11/20/12	PRODUCT DESCRIPTION 5.1 - 5.8GHz 19dBi 90° DUAL POLARITY SECTOR ANTENNA W/N-FEMALE CONNECTOR	
CONFIGURATION DETAILS OF UNDIMENSIONED FEATURES MAY VARY		SIZE <b>A</b>	FSCM NO. <b>43321</b>	DWG. NO. HG5158-19DP-090
COLOR VARIATIONS MAY OCCUR		SCALE: NONE	CAD FILE: HG5158-19DP-090.SLDDRW	REV. <b>A</b>
		SHEET 1 OF 1		